

ACI Racing Weekend Imola, 1-2 Giugno 2024

Italian F4 Championship - Results Collective Test 3A

Imola Circuit 4.909 m

1 / 2

No.	Driver	Nat	Entrant	Team	Car	Class	Time	Gap	Rel.	Laps
1	23 FRANCOT Reno	NLD	Jenzer Motorsport	Jenzer Motorsport	Tatuus F4-T421		1'46.089			10
2	21 ISCHER Ethan	CHE	Jenzer Motorsport	Jenzer Motorsport	Tatuus F4-T421		1'46.677	0.588	0.588	11
3	22 FREY Enea	CHE	Jenzer Motorsport	Jenzer Motorsport	Tatuus F4-T421	R	1'46.711	0.622	0.034	11
4	73 OLIVIERI Emanuele	ITA	AKM Motorsport	AKM Motorsport	Tatuus F4-T421	R	1'46.713	0.624	0.002	10
5	11 VIISOREANU Luca	ROU	Real Racing	Real Racing	Tatuus F4-T421	R	1'47.047	0.958	0.334	13
6	52 SAVINKOV Oleksandr	UKR	AKM Motorsport	AKM Motorsport	Tatuus F4-T421	R	1'47.294	1.205	0.247	11
7	24 ZHANG Shimo	CHN	Jenzer Motorsport	Jenzer Motorsport	Tatuus F4-T421	R	1'47.638	1.549	0.344	13
8	62 ROBINSON Edward	ESP	AS Motorsport	AS Motorsport	Tatuus F4-T421	R	1'47.729	1.640	0.091	11
9	5 DOBRZANSKI Wiktor	POL	AKM Motorsport	AKM Motorsport	Tatuus F4-T421		1'48.348	2.259	0.619	13
10	54 HOLGUIN Gabriel	VEN	Maffi Racing	Maffi Racing	Tatuus F4-T421	R	1'49.290	3.201	0.942	11
11	20 RYBA Matus	SVK	Jenzer Motorsport	Jenzer Motorsport	Tatuus F4-T421	R	1'50.451	4.362	1.161	7
12	29 BERREBY Nathanael	CHE	Maffi Racing	Maffi Racing	Tatuus F4-T421	R	1'51.232	5.143	0.781	12
13	95 DUNA Andrei	ROU	Real Racing	Real Racing	Tatuus F4-T421					0

Humidity:	43%	AIR	27°C
Condition:	DRY	Track	41°C

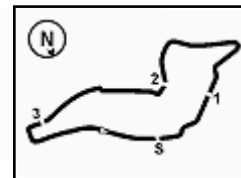
Clerk of the Course : Massimiliano Ghinassi

Race Director : Alessandro Ferrari

30/05/2024 Start End
 15:50 16:21

Powered by FICr PERUGIA TIMING





ACI Racing Weekend Imola, 1-2 Giugno 2024

Italian F4 Championship - Results Collective Test 3A

Imola Circuit 4.909 m

2 / 2

Penalty and Infringement

Fastest Laps Sequence

No.	Entrant	Nat	Team	Car	Local Time	Time	Gap	Avg
21	E. ISCHER	CHE	Jenzer Motorsport	Tatuus F4-T421	15:54'11.706	1'51.316		158,759
22	E. FREY	CHE	Jenzer Motorsport	Tatuus F4-T421	15:54'14.024	1'51.092	-0.224	159,079
73	E. OLIVIERI	ITA	AKM Motorsport	Tatuus F4-T421	15:54'15.556	1'48.798	-2.294	162,433
52	O. SAVINKOV	UKR	AKM Motorsport	Tatuus F4-T421	15:54'16.411	1'48.790	-0.008	162,445
11	L. VIISOREANU	ROU	Real Racing	Tatuus F4-T421	15:54'55.290	1'48.714	-0.076	162,559
21	E. ISCHER	CHE	Jenzer Motorsport	Tatuus F4-T421	15:55'59.286	1'47.580	-1.134	164,272
22	E. FREY	CHE	Jenzer Motorsport	Tatuus F4-T421	15:56'01.531	1'47.507	-0.073	164,384
22	E. FREY	CHE	Jenzer Motorsport	Tatuus F4-T421	15:57'48.645	1'47.114	-0.393	164,987
23	R. FRANCO	NLD	Jenzer Motorsport	Tatuus F4-T421	15:58'47.196	1'46.439	-0.675	166,033
23	R. FRANCO	NLD	Jenzer Motorsport	Tatuus F4-T421	16:10'22.604	1'46.257	-0.182	166,318
23	R. FRANCO	NLD	Jenzer Motorsport	Tatuus F4-T421	16:12'08.826	1'46.222	-0.035	166,372
23	R. FRANCO	NLD	Jenzer Motorsport	Tatuus F4-T421	16:13'54.915	1'46.089	-0.133	166,581

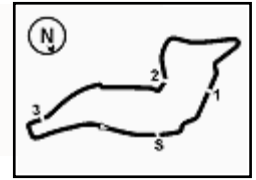
Clerk of the Course : Massimiliano Ghinassi

Race Director : Alessandro Ferrari

30/05/2024 Start 15:50 End 16:21

Powered by FICr PERUGIA TIMING





Imola Circuit 4.909 m

ACI Racing Weekend Imola, 1-2 Giugno 2024

Italian F4 Championship - Best Sectors & Speed Collective Test 3A

BEST LAP

1	23 FRANCOT	Reno	Tatuus F4-T421	1'46.089
2	21 ISCHER	Ethan	Tatuus F4-T421	1'46.677
3	22 FREY	Enea	Tatuus F4-T421	1'46.711
4	73 OLIVIERI	Emanuele	Tatuus F4-T421	1'46.713
5	11 VIISOREANU	Luca	Tatuus F4-T421	1'47.047
6	52 SAVINKOV	Oleksandr	Tatuus F4-T421	1'47.294
7	24 ZHANG	Shimo	Tatuus F4-T421	1'47.638
8	62 ROBINSON	Edward	Tatuus F4-T421	1'47.729
9	5 DOBRZANSKI	Wiktor	Tatuus F4-T421	1'48.348
10	54 HOLGUIN	Gabriel	Tatuus F4-T421	1'49.290
11	20 RYBA	Matus	Tatuus F4-T421	1'50.451
12	29 BERREBY	Nathanael	Tatuus F4-T421	1'51.232
13	95 DUNA	Andrei	Tatuus F4-T421	

SPEED

1	73 OLIVIERI	Emanuele	Tatuus F4-T421	230,8
2	22 FREY	Enea	Tatuus F4-T421	230,3
3	21 ISCHER	Ethan	Tatuus F4-T421	229,8
4	52 SAVINKOV	Oleksandr	Tatuus F4-T421	229,8
5	23 FRANCOT	Reno	Tatuus F4-T421	227,8
6	29 BERREBY	Nathanael	Tatuus F4-T421	227,4
7	62 ROBINSON	Edward	Tatuus F4-T421	227,4
8	5 DOBRZANSKI	Wiktor	Tatuus F4-T421	227,4
9	11 VIISOREANU	Luca	Tatuus F4-T421	226,9
10	24 ZHANG	Shimo	Tatuus F4-T421	225,9
11	20 RYBA	Matus	Tatuus F4-T421	225,9
12	54 HOLGUIN	Gabriel	Tatuus F4-T421	223,1

SEG. 1

1	23 FRANCOT	Reno	22.772
2	22 FREY	Enea	22.886
3	21 ISCHER	Ethan	22.962
4	24 ZHANG	Shimo	22.977
5	73 OLIVIERI	Emanuele	23.027
6	11 VIISOREANU	Luca	23.057
7	52 SAVINKOV	Oleksandr	23.073
8	62 ROBINSON	Edward	23.320
9	5 DOBRZANSKI	Wiktor	23.328
10	54 HOLGUIN	Gabriel	23.432
11	20 RYBA	Matus	23.464
12	29 BERREBY	Nathanael	23.699

SEG. 2

1	23 FRANCOT	Reno	34.013
2	21 ISCHER	Ethan	34.117
3	73 OLIVIERI	Emanuele	34.237
4	11 VIISOREANU	Luca	34.306
5	22 FREY	Enea	34.326
6	52 SAVINKOV	Oleksandr	34.436
7	24 ZHANG	Shimo	34.506
8	62 ROBINSON	Edward	34.533
9	5 DOBRZANSKI	Wiktor	34.952
10	20 RYBA	Matus	35.015
11	54 HOLGUIN	Gabriel	35.062
12	29 BERREBY	Nathanael	35.782

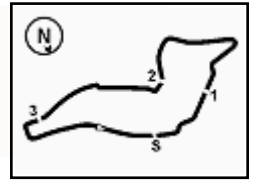
SEG. 3

1	23 FRANCOT	Reno	30.128
2	21 ISCHER	Ethan	30.240
3	73 OLIVIERI	Emanuele	30.312
4	22 FREY	Enea	30.339
5	11 VIISOREANU	Luca	30.377
6	24 ZHANG	Shimo	30.634
7	62 ROBINSON	Edward	30.636
8	52 SAVINKOV	Oleksandr	30.639
9	5 DOBRZANSKI	Wiktor	30.716
10	20 RYBA	Matus	30.761
11	54 HOLGUIN	Gabriel	30.965
12	29 BERREBY	Nathanael	31.661

SEG. 4

1	23 FRANCOT	Reno	19.023
2	22 FREY	Enea	19.053
3	52 SAVINKOV	Oleksandr	19.060
4	21 ISCHER	Ethan	19.132
5	73 OLIVIERI	Emanuele	19.137
6	11 VIISOREANU	Luca	19.158
7	24 ZHANG	Shimo	19.177
8	62 ROBINSON	Edward	19.191
9	5 DOBRZANSKI	Wiktor	19.229
10	20 RYBA	Matus	19.418
11	54 HOLGUIN	Gabriel	19.531
12	29 BERREBY	Nathanael	19.640





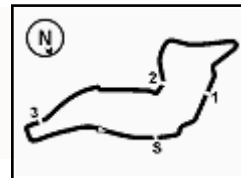
ACI Racing Weekend Imola, 1-2 Giugno 2024

Italian F4 Championship - Ideal Time Collective Test 3A

Imola Circuit 4.909 m

No. Driver	Car	Seg. 1 Diff. 1	Seg. 2 Diff. 2	Seg. 3 Diff. 3	Seg. 4 Diff. 4	Ideal Time		
						Best Lap	Pos.	Diff.
1 23 FRANCOT R. (NLD)	Tatuus F4-T421	22.772 +0.055	34.013 +0.042	30.128 +0.056	19.023	1'45.936 1'46.089	1	0.153
2 21 ISCHER E. (CHE)	Tatuus F4-T421	22.962	34.117	30.240 +0.199	19.132 +0.027	1'46.451 1'46.677	2	0.226
3 22 FREY E. (CHE)	Tatuus F4-T421	22.886 +0.077	34.326 +0.030	30.339	19.053	1'46.604 1'46.711	3	0.107
4 73 OLIVIERI E. (ITA)	Tatuus F4-T421	23.027	34.237	30.312	19.137	1'46.713 1'46.713	4	
5 11 VIISOREANU L. (ROU)	Tatuus F4-T421	23.057 +0.135	34.306	30.377 +0.010	19.158 +0.004	1'46.898 1'47.047	5	0.149
6 52 SAVINKOV O. (UKR)	Tatuus F4-T421	23.073	34.436	30.639 +0.086	19.060	1'47.208 1'47.294	6	0.086
7 24 ZHANG S. (CHN)	Tatuus F4-T421	22.977 +0.030	34.506 +0.282	30.634	19.177 +0.032	1'47.294 1'47.638	7	0.344
8 62 ROBINSON E. (ESP)	Tatuus F4-T421	23.320 +0.049	34.533	30.636	19.191	1'47.680 1'47.729	8	0.049
9 5 DOBRZANSKI W. (POL)	Tatuus F4-T421	23.328	34.952	30.716	19.229 +0.123	1'48.225 1'48.348	9	0.123
10 20 RYBA M. (SVK)	Tatuus F4-T421	23.464 +0.744	35.015 +0.503	30.761 +0.546	19.418	1'48.658 1'50.451	11	1.793
11 54 HOLGUIN G. (VEN)	Tatuus F4-T421	23.432 +0.137	35.062 +0.105	30.965	19.531 +0.058	1'48.990 1'49.290	10	0.300
12 29 BERREBY N. (CHE)	Tatuus F4-T421	23.699	35.782	31.661 +0.450	19.640	1'50.782 1'51.232	12	0.450
95 DUNA A. (ROU)	Tatuus F4-T421							
Overall Ideal Time		22.772	34.013	30.128	19.023	1'45.936		





ACI Racing Weekend Imola, 1-2 Giugno 2024

Italian F4 Championship - Chronological Analysis Collective Test 3A

Imola Circuit 4.909 m

1 / 2

5 W. DOBRZANSKI (1'48.348)

Lap	Seg.1	Seg.2	Seg.3	Seg.4	Lap Time	km/h	Local Time
1							
2	43.072	38.948	34.212	20.289	2'16.521P	159,5	15:52'43.924
3	24.087	35.918	33.948	20.085	1'54.038	224,1	15:54'37.962
4	23.895	35.507	31.290	19.487	1'50.179	223,6	15:56'28.141
5	23.508	35.736	31.133	19.581	1'49.958	225,9	15:58'18.099
6	23.449	35.251	31.065	19.512	1'49.277	227,4	16:00'07.376
7	23.484	35.280	30.896	19.410	1'49.070	225,5	16:01'56.446
8	23.531	35.145	31.039	19.486	1'49.201	225,5	16:03'45.647
9	23.454	35.140	31.146	19.416	1'49.156	225,5	16:05'34.803
10	24.231	35.329	31.022	19.538	1'50.120	223,6	16:07'24.923
11	23.468	35.065	31.007	19.592	1'49.132	224,5	16:09'14.055
12	23.473	35.036	30.811	19.229	1'48.549	225,9	16:11'02.604
13	23.328	34.952	30.716	19.352	1'48.348	226,9	16:12'50.952
14	23.399	35.844	30.965	19.529	1'49.737C	226,4	16:14'40.689
15	27.426	39.386	36.491			225,5	

22 E. FREY (1'46.711)

Lap	Seg.1	Seg.2	Seg.3	Seg.4	Lap Time	km/h	Local Time
1							
2	42.632	39.275	33.752	20.209	2'15.868P	158,6	15:52'22.932
3	24.890	35.987	30.927	19.288	1'51.092	215,1	15:54'14.024
4	23.251	34.503	30.531	19.222	1'47.507	225,5	15:56'01.531
5	22.930	34.326	30.628	19.230	1'47.114	227,8	15:57'48.645
6	23.017	34.403	30.470	5'26.747	6'54.637P	229,8	16:04'43.282
7	41.374	38.756	32.842	20.917	2'13.889P	123,0	16:06'57.171
8	25.831	35.027	30.576	19.212	1'50.646	153,4	16:08'47.817
9	22.886	34.411	30.528	19.207	1'47.032	230,3	16:10'34.849
10	26.759	37.077	30.386	19.163	1'53.385	230,3	16:12'28.234
11	22.963	34.356	30.339	19.053	1'46.711	229,3	16:14'14.945
12	25.587	48.603	52.813	2'07.157	4'14.160P	229,8	16:18'29.105
13	38.406	34.418	30.704			169,5	

11 L. VIISOREANU (1'47.047)

Lap	Seg.1	Seg.2	Seg.3	Seg.4	Lap Time	km/h	Local Time
1							
2	41.252	37.666	32.289	20.007	2'11.214P	155,6	15:53'06.576
3	23.860	34.689	30.865	19.300	1'48.714	220,9	15:54'55.290
4	23.317	34.542	30.478	19.179	1'47.516	225,5	15:56'42.806
5	23.197	34.790	30.461	19.257	1'47.705	226,9	15:58'30.511
6	23.256	34.651	30.377	19.311	1'47.595	225,5	16:00'18.106
7	23.221	34.426	30.444	19.286	1'47.377	224,5	16:02'05.483
8	23.345	34.499	30.873	3'16.738	4'45.455P	225,0	16:06'50.938
9	40.930	38.722	32.617	21.327	2'13.596P	154,7	16:09'04.534
10	25.219	35.393	31.187	19.158	1'50.957	212,2	16:10'55.491
11	23.288	34.332	30.385	19.283	1'47.288	226,9	16:12'42.779
12	23.057	47.655	36.668	1'55.231	3'42.611CP	226,4	16:16'25.390
13	1'51.372	35.025	30.622	19.328	3'16.347P	167,4	16:19'41.737
14	23.192	34.306	30.387	19.162	1'47.047	225,0	16:21'28.784

23 R. FRANCO (1'46.089)

Lap	Seg.1	Seg.2	Seg.3	Seg.4	Lap Time	km/h	Local Time
1							
2	43.418	37.807	35.275	20.383	2'16.883P	165,6	15:52'25.385
3	23.972	37.794	34.294	45.411	2'21.471P	206,9	15:54'46.856
4	50.047	34.261	30.442	19.151	2'13.901P	165,4	15:57'00.757
5	22.961	34.103	30.225	19.150	1'46.439	227,8	15:58'47.196
6	22.852	34.274	30.553	4'23.521	5'51.200P	227,4	16:04'38.396
7	41.338	36.942	31.824	19.626	2'09.730P	166,9	16:06'48.126
8	23.743	34.689	30.682	19.107	1'48.221	214,7	16:08'36.347
9	22.898	34.140	30.128	19.091	1'46.257	226,9	16:10'22.604
10	22.772	34.013	30.408	19.029	1'46.222	225,9	16:12'08.826
11	22.827	34.055	30.184	19.023	1'46.089	225,5	16:13'54.915
12	2'02.608	49.511	37.176			225,9	

24 S. ZHANG (1'47.638)

Lap	Seg.1	Seg.2	Seg.3	Seg.4	Lap Time	km/h	Local Time
1							
2	41.268	35.539	31.805	37.016	2'25.628P	164,6	15:52'46.716
3	46.421	34.900	30.799	37.588	2'29.708P	163,9	15:55'16.424
4	44.591	34.620	30.788	19.297	2'09.296P	163,1	15:57'25.720
5	23.184	34.580	30.778	19.373	1'47.915	223,1	15:59'13.635
6	23.181	34.646	30.814	19.217	1'47.858	224,1	16:01'01.493
7	23.131	34.616	30.772	2'49.078	4'17.597P	223,1	16:05'19.090
8	42.249	38.976	33.293	19.703	2'14.221P	164,1	16:07'33.311
9	23.610	34.918	30.818	19.431	1'48.777	221,3	16:09'22.088
10	23.237	34.575	30.720	19.186	1'47.718	223,6	16:11'09.806
11	23.007	34.788	30.634	19.209	1'47.638	225,9	16:12'57.444
12	22.977	34.506	31.756	19.374	1'48.613C	225,5	16:14'46.057
13	27.699	36.390	35.780	1'49.814	3'29.683P	225,0	16:18'15.740
14	37.732	34.750	30.880	19.177	2'02.539P	168,5	16:20'18.279

20 M. RYBA (1'50.451)

Lap	Seg.1	Seg.2	Seg.3	Seg.4	Lap Time	km/h	Local Time
1							
2	45.183	37.444	32.139	19.968	2'14.734P	142,3	15:52'37.462
3	24.208	35.518	31.307	19.418	1'50.451	218,2	15:54'27.913
4	23.562	38.218	37.542	8'33.391	10'12.713P	223,1	16:04'40.626
5	41.360	38.103			4'03.861P	163,6	16:08'44.487
6	37.822	36.938	31.390	19.693	2'05.843P	165,1	16:10'50.330
7	23.464	35.015	30.761	1'33.334	3'02.574P	225,9	16:13'52.904
8	41.180	41.542	1'04.607	1'57.599	4'24.928P	163,4	16:18'17.832
9	38.048	35.776	31.801			169,0	

21 E. ISCHER (1'46.677)

Lap	Seg.1	Seg.2	Seg.3	Seg.4	Lap Time	km/h	Local Time
1							
2	41.313	39.635	33.985	19.998	2'14.931P	165,9	15:52'20.390
3	25.857	35.464	30.640	19.355	1'51.316	196,7	15:54'11.706
4	23.312	34.315	30.642	19.311	1'47.580	225,5	15:55'59.286
5	23.183	34.629	30.585	19.336	1'47.733	226,9	15:57'47.019
6	23.163	34.440	30.583	5'24.620	6'52.806P	227,4	16:04'39.825
7	40.700	37.064	32.089	19.568	2'09.421P	167,2	16:06'49.246
8	23.669	34.877	30.722	19.132	1'48.400	213,0	16:08'37.646
9	22.998	34.271	30.240	19.175	1'46.684	229,8	16:10'24.330
10	22.962	34.117	30.439	19.159	1'46.677	229,3	16:12'11.007
11	23.153	34.414	30.437	19.154	1'47.158	229,3	16:13'58.165
12	24.290	51.446	1'03.315	2'03.837	4'22.888P	228,3	16:18'21.053
13	38.641	36.455	32.480			169,3	

29 N. BERREBY (1'51.232)

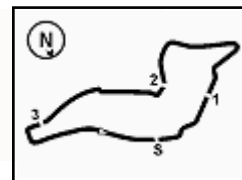
Lap	Seg.1	Seg.2	Seg.3	Seg.4	Lap Time	km/h	Local Time
1							
2		39.734	33.729	20.880		147,3	
3	25.343	38.197	34.191	20.301	1'58.032	218,2	15:54'47.043
4	24.384	36.927	32.446	20.115	1'53.872	218,6	15:56'40.915
5	23.971	37.150	32.627	20.038	1'53.786	219,5	15:58'34.701
6	23.766	36.311	32.146	19.828	1'52.051	220,0	16:00'26.752
7	23.770	36.066	31.902	20.040	1'51.778	224,5	16:02'18.530
8	23.760	36.033	31.825	40.284	2'11.902P	226,4	16:04'30.432
9	2'34.723	42.552	34.433	21.215	4'12.923P	96,8	16:08'43.355
10	28.497	37.441	32.197	19.986	1'58.121	192,2	16:10'41.476
11	23.857	36.286	31.661	19.838	1'51.642	227,4	16:12'33.118
12	23.699	35.782	32.111	19.640	1'51.232	226,9	16:14'24.350

30/05/2024

P = Pits In/Out - C = Lap Time Cancelled

Powered by FICr PERUGIA TIMING





Imola Circuit 4.909 m

12	28.915	42.769	46.572	1'09.432	3'07.688CP	225,9	16:17'32.038
13	1'45.126	36.940	32.157	19.926	3'14.149P	164,6	16:20'46.187

52 O. SAVINKOV (1'47.294)

Lap	Seg.1	Seg.2	Seg.3	Seg.4	Lap Time	km/h	Local Time
1							
2	40.534	36.530	33.308	21.288	2'11.660P	159,5	15:52'27.621
3	23.634	35.024	30.734	19.398	1'48.790	227,4	15:54'16.411
4	23.679	34.782	30.798	19.316	1'48.575	227,8	15:56'04.986
5	23.260	34.632	30.780	19.191	1'47.863	229,8	15:57'52.849
6	23.095	34.680	30.639	19.370	1'47.784	228,3	15:59'40.633
7	23.296	34.876	31.276	3'12.711	4'42.159P	227,8	16:04'22.792
8	41.759	38.810	33.477	20.540	2'14.586P	149,4	16:06'37.378
9	25.199	36.810	32.567	20.103	1'54.679	213,9	16:08'32.057
10	24.204	35.694	33.798	19.369	1'53.065	224,1	16:10'25.122
11	23.214	34.685	30.739	19.130	1'47.768	228,8	16:12'12.890
12	23.073	34.436	30.725	19.060	1'47.294	225,0	16:14'00.184
13	23.714	50.482	1'03.502			222,2	

54 G. HOLGUIN (1'49.290)

Lap	Seg.1	Seg.2	Seg.3	Seg.4	Lap Time	km/h	Local Time
1		43.293	37.889	21.731		159,1	
2	27.833	39.696	33.332	20.493	2'01.354	218,2	15:54'49.524
3	25.355	37.092	33.716	20.321	1'56.484	221,3	15:56'46.008
4	24.234	36.493	32.422	39.831	2'12.980P	221,8	15:58'58.988
5	3'24.084	37.353	35.417	20.246	4'57.100P	163,1	16:03'56.088
6	24.041	36.011	31.554	19.880	1'51.486	221,8	16:05'47.574
7	23.756	35.826	31.599	19.729	1'50.910	223,1	16:07'38.484
8	23.595	35.379	31.843	19.571	1'50.388	220,4	16:09'28.872
9	23.432	35.424	31.363	19.556	1'49.775	222,2	16:11'18.647
10	23.569	35.167	30.965	19.589	1'49.290	221,8	16:13'07.937
11	23.537	35.062	31.060	40.199	2'09.858CP	222,7	16:15'17.795
12	3'50.292	36.896	31.461	19.531	5'18.180P	164,4	16:20'35.975

62 E. ROBINSON (1'47.729)

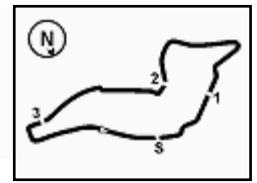
Lap	Seg.1	Seg.2	Seg.3	Seg.4	Lap Time	km/h	Local Time
1							
2	40.561	36.945	32.675	19.960	2'10.141P	164,6	15:52'50.952
3	23.876	37.945	32.270	19.650	1'53.741	225,5	15:54'44.693
4	23.843	35.015	32.206	19.621	1'50.685	225,9	15:56'35.378
5	23.548	35.263	31.331	19.523	1'49.665	225,9	15:58'25.043
6	23.565	35.185	31.131	5'38.642	7'08.523P	227,4	16:05'33.566
7	44.522	40.074	34.474	20.840	2'19.910P	155,4	16:07'53.476
8	24.533	36.033	31.656	19.746	1'51.968	220,4	16:09'45.444
9	23.459	34.796	30.690	19.298	1'48.243	226,4	16:11'33.687
10	23.369	34.533	30.636	19.191	1'47.729	226,4	16:13'21.416
11	23.320	34.627	31.066	3'19.002	4'48.015P	225,9	16:18'09.431
12	39.275	35.801	35.159	19.816	2'10.051P	168,5	16:20'19.482

73 E. OLIVIERI (1'46.713)

Lap	Seg.1	Seg.2	Seg.3	Seg.4	Lap Time	km/h	Local Time
1							
2	40.286	36.830	31.641	20.132	2'08.889P	167,4	15:52'26.758
3	23.608	35.087	30.814	19.289	1'48.798	224,1	15:54'15.556
4	23.289	34.552	30.431	19.268	1'47.540	225,5	15:56'03.096
5	23.156	34.527	30.508	19.239	1'47.430	230,8	15:57'50.526
6	23.337	34.440	30.497	5'22.790	6'51.064P	230,3	16:04'41.590
7	42.078	38.386	32.451	20.273	2'13.188P	155,4	16:06'54.778
8	24.224	35.402	30.931	19.381	1'49.938	222,7	16:08'44.716
9	23.126	34.407	30.319	19.222	1'47.074	226,4	16:10'31.790
10	23.027	34.237	30.312	19.137	1'46.713	226,4	16:12'18.503
11	23.086	34.251	30.330	19.183	1'46.850	227,8	16:14'05.353
12	25.584	44.003	1'03.716			226,4	

30/05/2024 P = Pits In/Out - C = Lap Time Cancelled

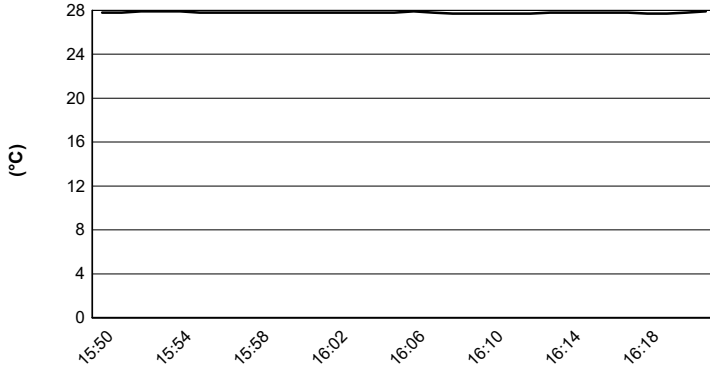




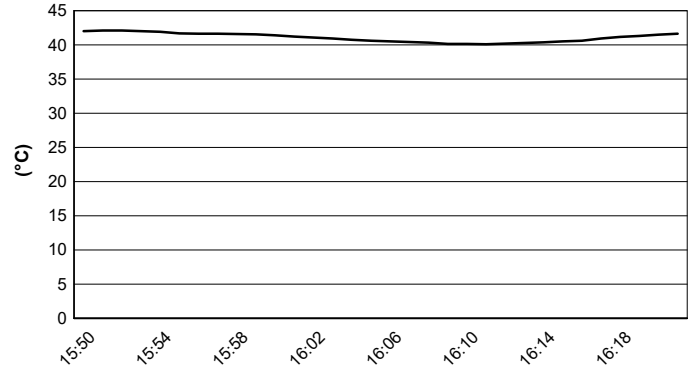
Imola Circuit 4.909 m

ACI Racing Weekend Imola, 1-2 Giugno 2024
Italian F4 Championship - Weather Report Collective Test 3A
 Session started 15:50 - Session ended 16:21

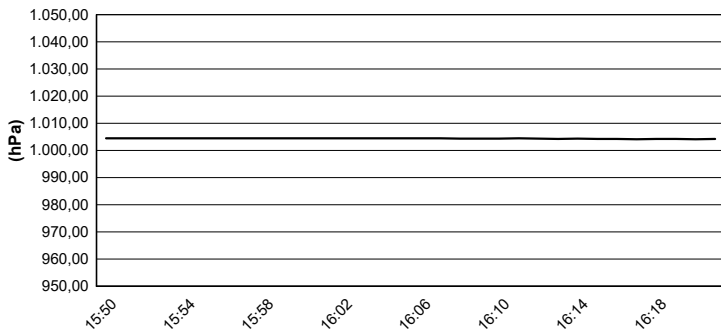
Air Temperature



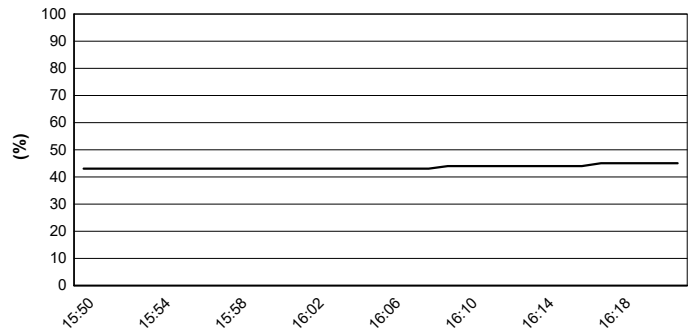
Track Temperature



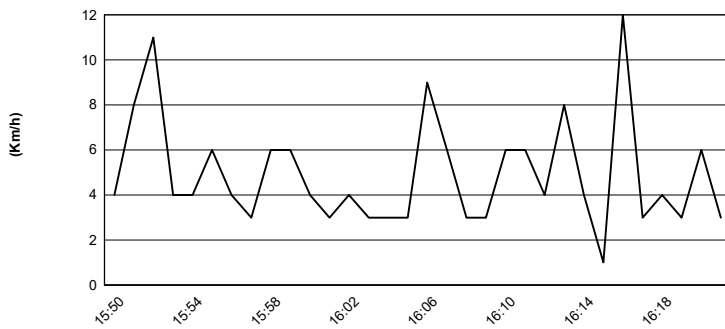
Air Pressure



Humidity



Wind Speed

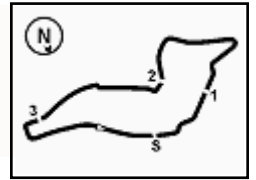


Wind Direction



30/05/2024





Imola Circuit 4.909 m

ACI Racing Weekend Imola, 1-2 Giugno 2024

Italian F4 Championship - Combined Test Results Gr. A

No. Driver	Nat	Team	Car	Class	Sess. 1	Sess. 2	Sess. 3	Time	Gap	Rel.	Laps
1 23 FRANCOT Reno	NLD	Jenzer Motorsport	Tatuus F4-T421		1'45.993	1'46.031	1'46.089	1'45.993			37
2 21 ISCHER Ethan	CHE	Jenzer Motorsport	Tatuus F4-T421		1'46.584	1'47.054	1'46.677	1'46.584	0.591	0.591	42
3 22 FREY Enea	CHE	Jenzer Motorsport	Tatuus F4-T421	R	1'46.682	1'46.722	1'46.711	1'46.682	0.689	0.098	43
4 11 VIISOREANU Luca	ROU	Real Racing	Tatuus F4-T421	R	1'46.687	1'47.164	1'47.047	1'46.687	0.694	0.005	50
5 73 OLIVIERI Emanuele	ITA	AKM Motorsport	Tatuus F4-T421	R	1'47.880	1'46.960	1'46.713	1'46.713	0.720	0.026	42
6 52 SAVINKOV Oleksandr	UKR	AKM Motorsport	Tatuus F4-T421	R	1'48.237	1'47.969	1'47.294	1'47.294	1.301	0.581	47
7 62 ROBINSON Edward	ESP	AS Motorsport	Tatuus F4-T421	R	1'47.685	1'47.596	1'47.729	1'47.596	1.603	0.302	49
8 24 ZHANG Shimo	CHN	Jenzer Motorsport	Tatuus F4-T421	R	1'47.812	1'47.676	1'47.638	1'47.638	1.645	0.042	39
9 20 RYBA Matus	SVK	Jenzer Motorsport	Tatuus F4-T421	R	1'47.857	1'47.901	1'50.451	1'47.857	1.864	0.219	39
10 5 DOBRZANSKI Wiktor	POL	AKM Motorsport	Tatuus F4-T421		1'49.598	1'48.390	1'48.348	1'48.348	2.355	0.491	45
11 54 HOLGUIN Gabriel	VEN	Maffi Racing	Tatuus F4-T421	R	1'49.450	1'50.414	1'49.290	1'49.290	3.297	0.942	40
12 29 BERREBY Nathanael	CHE	Maffi Racing	Tatuus F4-T421	R			1'51.232	1'51.232	5.239	1.942	15
13 95 DUNA Andrei	ROU	Real Racing	Tatuus F4-T421								0

Clerk of the Course : Massimiliano Ghinassi

Race Director : Alessandro Ferrari

30/05/2024

Powered by FICr PERUGIA TIMING

